

Election Summary Report

General Election

Fairfield County

November 05, 2019

Summary for: AMANDA VILLAGE MAYOR, RUSHCREEK TWP TRUSTEE, All Precincts,
All Tabulators, All Counting Groups
Fairfield County Official Recount Results

Precincts Reported: 8 of 107 (7.48%)

Registered Voters: 4,980 of 102,185 (4.87%)

Ballots Cast: 4,980

AMANDA VILLAGE MAYOR (Vote for 1)

Precincts Reported: 1 of 1 (100.00%)

		Total	
Times Cast		259 / 439	59.00%
Candidate	Party	Total	
Char Fisher		122	50.21%
Tracy Thaxton		121	49.79%
Total Votes		243	
		Total	

RUSHCREEK TWP TRUSTEE (Vote for 1)

Precincts Reported: 3 of 3 (100.00%)

		Total	
Times Cast		746 / 2,538	29.39%
Candidate	Party	Total	
David Myers		358	49.86%
Tim Thomas		360	50.14%
Total Votes		718	
		Total	

Election Summary Report

General Election

Fairfield County

November 05, 2019

Summary for: All Contests, All Districts, All Tabulators, All Counting Groups

Fairfield's Official Canvass

Precincts Reported: 107 of 107 (100.00%)

Registered Voters: 23,188 of 102,185 (22.69%)

Ballots Cast: 23,188

LANCASTER CITY MAYOR (Vote for 1)

Precincts Reported: 26 of 26 (100.00%)

		Total	
Times Cast		5,454 / 24,824	21.97%
Candidate	Party	Total	
Tiffany Piko	DEM	1,490	28.07%
David L. Scheffler	REP	3,818	71.93%
Total Votes		5,308	
		Total	

LANCASTER CITY PRESIDENT OF COUNCIL (Vote for 1)

Precincts Reported: 26 of 26 (100.00%)

		Total	
Times Cast		5,454 / 24,824	21.97%
Candidate	Party	Total	
David A. Uhl	REP	4,184	100.00%
Total Votes		4,184	
		Total	

LANCASTER CITY AUDITOR (Vote for 1)

Precincts Reported: 26 of 26 (100.00%)

		Total	
Times Cast		5,454 / 24,824	21.97%
Candidate	Party	Total	
Tricia Nettles	REP	4,151	100.00%
Total Votes		4,151	
		Total	

LANCASTER CITY DIRECTOR OF LAW (Vote for 1)

Precincts Reported: 26 of 26 (100.00%)

		Total	
Times Cast		5,454 / 24,824	21.97%
Candidate	Party	Total	
Randall T. Ullom	REP	4,103	100.00%
Total Votes		4,103	
		Total	

LANCASTER CITY COUNCIL AT LARGE (Vote for 3)

Precincts Reported: 26 of 26 (100.00%)

		Total	
Times Cast		5,454 / 24,824	21.97%
Candidate	Party	Total	
Orman Hall	REP	3,020	24.64%
Don McDaniel	REP	3,359	27.40%
Corey Schoonover	REP	3,507	28.61%
Jerry Woodgeard	DEM	2,372	19.35%
Total Votes		12,258	
		Total	

LANCASTER CITY COUNCIL WARD 1 (Vote for 1)

Precincts Reported: 5 of 5 (100.00%)

		Total	
Times Cast		1,125 / 4,572	24.61%
Candidate	Party	Total	
Melody Arent Bobbitt	DEM	682	100.00%
Total Votes		682	
		Total	

LANCASTER CITY COUNCIL WARD 2 (Vote for 1)

Precincts Reported: 4 of 4 (100.00%)

		Total	
Times Cast		1,067 / 4,409	24.20%
Candidate	Party	Total	
Tom James	REP	811	100.00%
Total Votes		811	
		Total	

LANCASTER CITY COUNCIL WARD 3 (Vote for 1)

Precincts Reported: 5 of 5 (100.00%)

		Total	
Times Cast		973 / 4,093	23.77%
Candidate	Party	Total	
Jack Mattlin	REP	702	100.00%
Total Votes		702	
		Total	

LANCASTER CITY COUNCIL WARD 4 (Vote for 1)

Precincts Reported: 4 of 4 (100.00%)

		Total	
Times Cast		1,085 / 4,459	24.33%
Candidate	Party	Total	
Tom Stoughton	REP	867	100.00%
Total Votes		867	
		Total	

LANCASTER CITY COUNCIL WARD 5 (Vote for 1)

Precincts Reported: 4 of 4 (100.00%)

		Total	
Times Cast		555 / 3,439	16.14%
Candidate	Party	Total	
Holly Miller Downour	REP	429	100.00%
Total Votes		429	
		Total	

LANCASTER CITY COUNCIL WARD 6 (Vote for 1)

Precincts Reported: 4 of 4 (100.00%)

		Total	
Times Cast		649 / 3,852	16.85%
Candidate	Party	Total	
Becky Tener	REP	468	100.00%
Total Votes		468	
		Total	

REYNOLDSBURG CITY MAYOR (Vote for 1)

Precincts Reported: 1 of 1 (100.00%)

		Total	
Times Cast		82 / 612	13.40%
Candidate	Party	Total	
Joe Begeny	DEM	48	61.54%
Barth R. Cotner	REP	30	38.46%
Total Votes		78	
		Total	

REYNOLDSBURG CITY PRESIDENT OF COUNCIL (Vote for 1)

Precincts Reported: 1 of 1 (100.00%)

		Total	
Times Cast		82 / 612	13.40%
Candidate	Party	Total	
Angie Jenkins	DEM	48	60.76%
Doug Joseph	REP	31	39.24%
Total Votes		79	
		Total	

REYNOLDSBURG CITY ATTORNEY (Vote for 1)

Precincts Reported: 1 of 1 (100.00%)

		Total	
Times Cast		82 / 612	13.40%
Candidate	Party	Total	
Robert M. Barga	REP	32	41.03%
Chris Shook	DEM	46	58.97%
Total Votes		78	
		Total	

REYNOLDSBURG CITY COUNCIL WARD 4 (Vote for 1)

Precincts Reported: 1 of 1 (100.00%)

		Total	
Times Cast		82 / 612	13.40%
Candidate	Party	Total	
Steven W. Hicks	REP	32	41.03%
Meredith Lawson-Rowe	DEM	46	58.97%
Total Votes		78	
		Total	

JUDGE OF THE MUNICIPAL COURT (FRANKLIN) FTC 1/1/2020 (Vote for 1)

Precincts Reported: 6 of 6 (100.00%)

		Total	
Times Cast		718 / 6,184	11.61%
Candidate	Party	Total	
Trent A. Dougherty		231	37.75%
Jodi Thomas		381	62.25%
Total Votes		612	
		Total	

JUDGE OF THE MUNICIPAL COURT (FRANKLIN) FTC 1/2/2020 (Vote for 1)

Precincts Reported: 6 of 6 (100.00%)

		Total	
Times Cast		718 / 6,184	11.61%
Candidate	Party	Total	
Jessica D'Varga		348	55.15%
Amy Salerno		283	44.85%
Total Votes		631	
		Total	

JUDGE OF THE MUNICIPAL COURT (FRANKLIN) FTC 1/3/2020 (Vote for 1)

Precincts Reported: 6 of 6 (100.00%)

		Total	
Times Cast		718 / 6,184	11.61%
Candidate	Party	Total	
James E. Green		501	100.00%
Total Votes		501	
		Total	

JUDGE OF THE MUNICIPAL COURT (FRANKLIN) UTE 1/7/2022 (Vote for 1)

Precincts Reported: 6 of 6 (100.00%)

		Total	
Times Cast		718 / 6,184	11.61%
Candidate	Party	Total	
Stephanie Mingo		376	59.97%
William A. Sperlazza		251	40.03%
Total Votes		627	
		Total	

CANAL WINCHESTER CITY MAYOR (Vote for 1)

Precincts Reported: 3 of 3 (100.00%)

		Total	
Times Cast		289 / 1,011	28.59%
Candidate	Party	Total	
Mike Ebert		139	48.26%
Bruce A. Jarvis		107	37.15%
Doug Snyder		42	14.58%
Total Votes		288	
		Total	

CANAL WINCHESTER CITY COUNCIL (Vote for 3)

Precincts Reported: 3 of 3 (100.00%)

		Total	
Times Cast		289 / 1,011	28.59%
Candidate	Party	Total	
Bob Clark		153	21.58%
Scott D. Conner		128	18.05%
Chuck Milliken		131	18.48%
Randy Stemen		124	17.49%
Mike Walker		173	24.40%
Total Votes		709	
		Total	

COLUMBUS CITY MAYOR (Vote for 1)

Precincts Reported: 6 of 6 (100.00%)

		Total	
Times Cast		718 / 6,184	11.61%
Candidate	Party	Total	
Andrew J. Ginther		577	99.83%
Write-in		1	0.17%
Total Votes		578	
		Total	
Jeffrey Leopard	WRITE-IN	1	0.17%

COLUMBUS CITY COUNCIL (Vote for 4)

Precincts Reported: 6 of 6 (100.00%)

		Total	
Times Cast		718 / 6,184	11.61%
Candidate	Party	Total	
Liliana Rivera Baiman		200	8.34%
Elizabeth Brown		481	20.07%
Rob Dorans		321	13.39%
Shayla D. Favor		456	19.02%
Joe Motil		137	5.72%
Emmanuel Remy		359	14.98%
Scott Singratsomboune		151	6.30%
Tiffany M. White		292	12.18%
Total Votes		2,397	
		Total	

PICKERINGTON CITY MAYOR (Vote for 1)

Precincts Reported: 15 of 15 (100.00%)

		Total	
Times Cast		2,620 / 14,362	18.24%
Candidate	Party	Total	
Lee Gray		1,963	100.00%
Total Votes		1,963	
		Total	

PICKERINGTON CITY COUNCIL AT LARGE (Vote for 3)

Precincts Reported: 15 of 15 (100.00%)

		Total	
Times Cast		2,620 / 14,362	18.24%
Candidate	Party	Total	
Nick Derksen		1,253	19.51%
Crystal Hicks		1,485	23.13%
Kevin Kemper		1,145	17.83%
William R. Reed		965	15.03%
Brian Wisniewski		1,573	24.50%
Total Votes		6,421	
		Total	

PICKERINGTON CITY COUNCIL AT LARGE UTE 12/31/2021 (Vote for 1)

Precincts Reported: 15 of 15 (100.00%)

		Total	
Times Cast		2,620 / 14,362	18.24%
Candidate	Party	Total	
Jaclyn Rohaly		1,651	100.00%
Total Votes		1,651	
		Total	

AMANDA VILLAGE MAYOR (Vote for 1)

Precincts Reported: 1 of 1 (100.00%)

		Total	
Times Cast		259 / 439	59.00%
Candidate	Party	Total	
Char Fisher		122	50.21%
Tracy Thaxton		121	49.79%
Total Votes		243	
		Total	

AMANDA VILLAGE COUNCIL (Vote for 2)

Precincts Reported: 1 of 1 (100.00%)

		Total	
Times Cast		259 / 439	59.00%
Candidate	Party	Total	
No Valid Petition Filed			
Total Votes		0	
		Total	

BALTIMORE VILLAGE MAYOR (Vote for 1)

Precincts Reported: 4 of 4 (100.00%)

		Total	
Times Cast		581 / 1,848	31.44%
Candidate	Party	Total	
Bradley S. Nicodemus		371	100.00%
Total Votes		371	
		Total	

BALTIMORE VILLAGE COUNCIL (Vote for 2)

Precincts Reported: 4 of 4 (100.00%)

		Total	
Times Cast		581 / 1,848	31.44%
Candidate	Party	Total	
Rick Foreman		406	51.26%
Chuck Keller		386	48.74%
Total Votes		792	
		Total	

BREMEN VILLAGE MAYOR (Vote for 1)

Precincts Reported: 1 of 1 (100.00%)

		Total	
Times Cast		357 / 918	38.89%
Candidate	Party	Total	
Anthony Taylor		182	54.82%
Todd M. Wesaw		150	45.18%
Total Votes		332	
		Total	

BREMEN VILLAGE COUNCIL (Vote for 2)

Precincts Reported: 1 of 1 (100.00%)

		Total	
Times Cast		357 / 918	38.89%
Candidate	Party	Total	
Michael C. Cunningham		224	40.58%
Susan K. Henwood		190	34.42%
Sherman A. Prince Jr.		138	25.00%
Total Votes		552	
		Total	

BUCKEYE LAKE VILLAGE COUNCIL (Vote for 3)

Precincts Reported: 1 of 1 (100.00%)

		Total	
Times Cast		5 / 13	38.46%
Candidate	Party	Total	
Melissa J. Beard		3	33.33%
Don Cable		1	11.11%
Linda Goodman		0	0.00%
John F. Lemmon		2	22.22%
Arletta C. Ruton		0	0.00%
Kelly J. Spangler-Braithwaite		0	0.00%
Tom Wolfe		3	33.33%
Total Votes		9	
		Total	

CARROLL VILLAGE MAYOR (Vote for 1)

Precincts Reported: 1 of 1 (100.00%)

		Total	
Times Cast		144 / 343	41.98%
Candidate	Party	Total	
Trent L. Thomson		19	13.48%
Adam J. Tippet		59	41.84%
Write-in		63	44.68%
Total Votes		141	
		Total	
Edward Drobina	WRITE-IN	63	44.68%

CARROLL VILLAGE CLERK-TREASURER (Vote for 1)

Precincts Reported: 1 of 1 (100.00%)

		Total	
Times Cast		144 / 343	41.98%
Candidate	Party	Total	
Mary E. Dawson		112	100.00%
Total Votes		112	
		Total	

CARROLL VILLAGE COUNCIL (Vote for 2)

Precincts Reported: 1 of 1 (100.00%)

		Total	
Times Cast		144 / 343	41.98%
Candidate	Party	Total	
Kenny George		94	50.27%
Conda Jones		93	49.73%
Total Votes		187	
		Total	

LITHOPOLIS VILLAGE MAYOR (Vote for 1)

Precincts Reported: 2 of 2 (100.00%)

		Total	
Times Cast		442 / 1,193	37.05%
Candidate	Party	Total	
Eric P. Sandine		209	52.25%
Write-in		191	47.75%
Total Votes		400	
		Total	
John W. Stertzler, Sr	WRITE-IN	191	47.75%

LITHOPOLIS VILLAGE COUNCIL (Vote for 2)

Precincts Reported: 2 of 2 (100.00%)

		Total	
Times Cast		442 / 1,193	37.05%
Candidate	Party	Total	
Amy S. Brown		302	87.28%
Write-in		44	12.72%
Total Votes		346	
		Total	
Amber Daniels	WRITE-IN	44	12.72%

MILLERSPORT VILLAGE MAYOR (Vote for 1)

Precincts Reported: 2 of 2 (100.00%)

		Total	
Times Cast		219 / 706	31.02%
Candidate	Party	Total	
Gary R. Matheny		191	100.00%
Total Votes		191	
		Total	

MILLERSPORT VILLAGE COUNCIL (Vote for 2)

Precincts Reported: 2 of 2 (100.00%)

		Total	
Times Cast		219 / 706	31.02%
Candidate	Party	Total	
Dustin M. Bidwell		106	28.04%
Craig Cooperrider		145	38.36%
James K. McKittrick		127	33.60%
Total Votes		378	
		Total	

PLEASANTVILLE VILLAGE MAYOR (Vote for 1)

Precincts Reported: 2 of 2 (100.00%)

		Total	
Times Cast		69 / 483	14.29%
Candidate	Party	Total	
Jason D. Henderson		59	100.00%
Total Votes		59	
		Total	

PLEASANTVILLE VILLAGE COUNCIL (Vote for 2)

Precincts Reported: 2 of 2 (100.00%)

		Total	
Times Cast		69 / 483	14.29%
Candidate	Party	Total	
Michelle R. Dumolt		61	100.00%
Total Votes		61	
		Total	

RUSHVILLE VILLAGE MAYOR (Vote for 1)

Precincts Reported: 1 of 1 (100.00%)

		Total	
Times Cast		31 / 184	16.85%
Candidate	Party	Total	
Paul T. Norby		16	100.00%
Total Votes		16	
		Total	

RUSHVILLE VILLAGE CLERK-TREASURER (Vote for 1)

Precincts Reported: 1 of 1 (100.00%)

		Total	
Times Cast		31 / 184	16.85%
Candidate	Party	Total	
Write-in		10	100.00%
Total Votes		10	
		Total	
Cindy Lewis	WRITE-IN	10	100.00%

RUSHVILLE VILLAGE COUNCIL (Vote for 2)

Precincts Reported: 1 of 1 (100.00%)

		Total	
Times Cast		31 / 184	16.85%
Candidate	Party	Total	
No Valid Petition Filed			
Total Votes		0	
		Total	

STOUTSVILLE VILLAGE COUNCIL (Vote for 2)

Precincts Reported: 1 of 1 (100.00%)

		Total	
Times Cast		166 / 370	44.86%
Candidate	Party	Total	
No Valid Petition Filed			
Total Votes		0	
		Total	

SUGAR GROVE VILLAGE MAYOR (Vote for 1)

Precincts Reported: 1 of 1 (100.00%)

		Total	
Times Cast		77 / 278	27.70%
Candidate	Party	Total	
M. A. Stoneburner Jr.		68	100.00%
Total Votes		68	
		Total	

SUGAR GROVE VILLAGE COUNCIL (Vote for 2)

Precincts Reported: 1 of 1 (100.00%)

		Total	
Times Cast		77 / 278	27.70%
Candidate	Party	Total	
No Valid Petition Filed			
Total Votes		0	
		Total	

SUGAR GROVE VILLAGE BPA (Vote for 2)

Precincts Reported: 1 of 1 (100.00%)

		Total	
Times Cast		77 / 278	27.70%
Candidate	Party	Total	
Beth Ann Lockard		56	48.28%
Robin A. Sanborn		60	51.72%
Total Votes		116	
		Total	

THURSTON VILLAGE MAYOR (Vote for 1)

Precincts Reported: 1 of 1 (100.00%)

		Total	
Times Cast		47 / 280	16.79%
Candidate	Party	Total	
Mary M. Boring		31	100.00%
Total Votes		31	
		Total	

THURSTON VILLAGE COUNCIL (Vote for 2)

Precincts Reported: 1 of 1 (100.00%)

		Total	
Times Cast		47 / 280	16.79%
Candidate	Party	Total	
Garry Boring		24	30.77%
Jo Ann Hite		26	33.33%
Robert Lee Ortman		28	35.90%
Total Votes		78	
		Total	

WEST RUSHVILLE VILLAGE MAYOR (Vote for 1)

Precincts Reported: 1 of 1 (100.00%)

		Total	
Times Cast		12 / 77	15.58%
Candidate	Party	Total	
No Valid Petition Filed			
Total Votes		0	
		Total	

WEST RUSHVILLE VILLAGE COUNCIL (Vote for 2)

Precincts Reported: 1 of 1 (100.00%)

		Total	
Times Cast		12 / 77	15.58%
Candidate	Party	Total	
No Valid Petition Filed			
Total Votes		0	
		Total	

AMANDA TWP TRUSTEE (Vote for 1)

Precincts Reported: 2 of 2 (100.00%)

		Total	
Times Cast		816 / 1,787	45.66%
Candidate	Party	Total	
Ralph E. Hedrick		631	100.00%
Total Votes		631	
		Total	

AMANDA TWP FISCAL OFFICER (Vote for 1)

Precincts Reported: 2 of 2 (100.00%)

		Total	
Times Cast		816 / 1,787	45.66%
Candidate	Party	Total	
Melissa Tremblay		567	100.00%
Total Votes		567	
		Total	

BERNE TWP TRUSTEE (Vote for 1)

Precincts Reported: 4 of 4 (100.00%)

		Total	
Times Cast		460 / 3,244	14.18%
Candidate	Party	Total	
James H. Uhl		417	100.00%
Total Votes		417	
		Total	

BERNE TWP FISCAL OFFICER (Vote for 1)

Precincts Reported: 4 of 4 (100.00%)

		Total	
Times Cast		460 / 3,244	14.18%
Candidate	Party	Total	
Amy N. Oxley		379	100.00%
Total Votes		379	
		Total	

BLOOM TWP TRUSTEE (Vote for 1)

Precincts Reported: 7 of 7 (100.00%)

		Total	
Times Cast		1,628 / 6,941	23.45%
Candidate	Party	Total	
Jason M. Smith		1,311	100.00%
Total Votes		1,311	
		Total	

BLOOM TWP FISCAL OFFICER (Vote for 1)

Precincts Reported: 7 of 7 (100.00%)

		Total	
Times Cast		1,628 / 6,941	23.45%
Candidate	Party	Total	
David Lee Cyphert		1,178	100.00%
Total Votes		1,178	
		Total	

CLEARCREEK TWP TRUSTEE (Vote for 1)

Precincts Reported: 2 of 2 (100.00%)

		Total	
Times Cast		1,417 / 2,598	54.54%
Candidate	Party	Total	
Mark V. Sharp		978	74.83%
Brian Thaxton		329	25.17%
Total Votes		1,307	
		Total	

CLEARCREEK TWP FISCAL OFFICER (Vote for 1)

Precincts Reported: 2 of 2 (100.00%)

		Total	
Times Cast		1,417 / 2,598	54.54%
Candidate	Party	Total	
Carolyn L. Holbrook		1,067	100.00%
Total Votes		1,067	
		Total	

GREENFIELD TWP TRUSTEE (Vote for 1)

Precincts Reported: 4 of 4 (100.00%)

		Total	
Times Cast		793 / 3,872	20.48%
Candidate	Party	Total	
David R. Cotner		628	100.00%
Total Votes		628	
		Total	

GREENFIELD TWP FISCAL OFFICER (Vote for 1)

Precincts Reported: 4 of 4 (100.00%)

		Total	
Times Cast		793 / 3,872	20.48%
Candidate	Party	Total	
Dawn R. Wyne		582	100.00%
Total Votes		582	
		Total	

HOCKING TWP TRUSTEE (Vote for 1)

Precincts Reported: 3 of 3 (100.00%)

		Total	
Times Cast		680 / 2,349	28.95%
Candidate	Party	Total	
Gail V. Ellinger		494	100.00%
Total Votes		494	
		Total	

HOCKING TWP TRUSTEE UTE 12/31/2021 (Vote for 1)

Precincts Reported: 3 of 3 (100.00%)

		Total	
Times Cast		680 / 2,349	28.95%
Candidate	Party	Total	
Doug Shaw		493	100.00%
Total Votes		493	
		Total	

HOCKING TWP FISCAL OFFICER (Vote for 1)

Precincts Reported: 3 of 3 (100.00%)

		Total	
Times Cast		680 / 2,349	28.95%
Candidate	Party	Total	
Charles Ressler		429	100.00%
Total Votes		429	
		Total	

LIBERTY TWP TRUSTEE (Vote for 1)

Precincts Reported: 6 of 6 (100.00%)

		Total	
Times Cast		1,671 / 5,665	29.50%
Candidate	Party	Total	
Robert J. Alt		882	57.57%
Craig Getz		650	42.43%
Total Votes		1,532	
		Total	

LIBERTY TWP FISCAL OFFICER (Vote for 1)

Precincts Reported: 6 of 6 (100.00%)

		Total	
Times Cast		1,671 / 5,665	29.50%
Candidate	Party	Total	
Lori L. Anthony		330	21.05%
Dale Jagger		217	13.84%
Rick May		1,021	65.11%
Total Votes		1,568	
		Total	

MADISON TWP TRUSTEE (Vote for 1)

Precincts Reported: 1 of 1 (100.00%)

		Total	
Times Cast		557 / 1,126	49.47%
Candidate	Party	Total	
Mark A. Luck		417	100.00%
Total Votes		417	
		Total	

MADISON TWP FISCAL OFFICER (Vote for 1)

Precincts Reported: 1 of 1 (100.00%)

		Total	
Times Cast		557 / 1,126	49.47%
Candidate	Party	Total	
Kim Frank		377	100.00%
Total Votes		377	
		Total	

PLEASANT TWP TRUSTEE (Vote for 1)

Precincts Reported: 5 of 5 (100.00%)

		Total	
Times Cast		1,191 / 4,367	27.27%
Candidate	Party	Total	
Steven L. Green		329	28.19%
Rayna Moellendick		555	47.56%
Matthew Short		283	24.25%
Total Votes		1,167	
		Total	

PLEASANT TWP FISCAL OFFICER (Vote for 1)

Precincts Reported: 5 of 5 (100.00%)

		Total	
Times Cast		1,191 / 4,367	27.27%
Candidate	Party	Total	
James M. Snyder		991	100.00%
Total Votes		991	
		Total	

RICHLAND TWP TRUSTEE (Vote for 1)

Precincts Reported: 2 of 2 (100.00%)

		Total	
Times Cast		320 / 1,432	22.35%
Candidate	Party	Total	
Ron Baker		145	45.45%
Ryan J. Young		174	54.55%
Total Votes		319	
		Total	

RICHLAND TWP FISCAL OFFICER (Vote for 1)

Precincts Reported: 2 of 2 (100.00%)

		Total	
Times Cast		320 / 1,432	22.35%
Candidate	Party	Total	
Vicki Young		262	100.00%
Total Votes		262	
		Total	

RUSHCREEK TWP TRUSTEE (Vote for 1)

Precincts Reported: 3 of 3 (100.00%)

		Total	
Times Cast		746 / 2,538	29.39%
Candidate	Party	Total	
David Myers		358	49.86%
Tim Thomas		360	50.14%
Total Votes		718	
		Total	

RUSHCREEK TWP FISCAL OFFICER (Vote for 1)

Precincts Reported: 3 of 3 (100.00%)

		Total	
Times Cast		746 / 2,538	29.39%
Candidate	Party	Total	
Nancy Mathias		595	100.00%
Total Votes		595	
		Total	

VIOLET TWP TRUSTEE (Vote for 1)

Precincts Reported: 34 of 34 (100.00%)

		Total	
Times Cast		5,786 / 30,627	18.89%
Candidate	Party	Total	
Darrin Monhollen		4,022	100.00%
Total Votes		4,022	
		Total	

VIOLET TWP FISCAL OFFICER (Vote for 1)

Precincts Reported: 34 of 34 (100.00%)

		Total	
Times Cast		5,786 / 30,627	18.89%
Candidate	Party	Total	
Jennifer R. Clemens		860	16.76%
Dan Griscom		1,374	26.78%
Vanessa Niekamp		1,943	37.88%
Peggy L. Portier		953	18.58%
Total Votes		5,130	
		Total	

WALNUT TWP TRUSTEE (Vote for 1)

Precincts Reported: 5 of 5 (100.00%)

		Total	
Times Cast		951 / 4,631	20.54%
Candidate	Party	Total	
William R. Yates		750	100.00%
Total Votes		750	
		Total	

WALNUT TWP FISCAL OFFICER (Vote for 1)

Precincts Reported: 5 of 5 (100.00%)

		Total	
Times Cast		951 / 4,631	20.54%
Candidate	Party	Total	
Jane Baker		685	100.00%
Total Votes		685	
		Total	

FAIRFIELD COUNTY ESC (Vote for 2)

Precincts Reported: 82 of 82 (100.00%)

		Total	
Times Cast		15,695 / 67,722	23.18%
Candidate	Party	Total	
Gary Bartlett		6,485	32.98%
Anne Darling Cyphert		6,278	31.92%
Charlotte J. Owens		6,903	35.10%
Total Votes		19,666	
		Total	

ESC OF CENTRAL OHIO (FRANKLIN SUB-DISTRICT) (Vote for 2)

Precincts Reported: 10 of 10 (100.00%)

		Total	
Times Cast		572 / 3,088	18.52%
Candidate	Party	Total	
Beth Glitt		386	100.00%
Total Votes		386	
		Total	

LICKING COUNTY ESC (Vote for 2)

Precincts Reported: 4 of 4 (100.00%)

		Total	
Times Cast		247 / 921	26.82%
Candidate	Party	Total	
Matthew Clark		127	51.21%
Joseph R. Shannon		121	48.79%
Total Votes		248	
		Total	

MUSKINGUM VALLEY ESC (Vote for 1)

Precincts Reported: 1 of 1 (100.00%)

		Total	
Times Cast		13 / 97	13.40%
Candidate	Party	Total	
Michael G. Smith		9	100.00%
Total Votes		9	
		Total	

PICKAWAY COUNTY ESC (Vote for 2)

Precincts Reported: 2 of 2 (100.00%)

		Total	
Times Cast		68 / 473	14.38%
Candidate	Party	Total	
Jon C. Saxton		51	100.00%
Total Votes		51	
		Total	

LANCASTER CSD BOARD OF EDUCATION (Vote for 3)

Precincts Reported: 38 of 38 (100.00%)

		Total	
Times Cast		6,593 / 29,884	22.06%
Candidate	Party	Total	
Amy Eyman		4,570	33.84%
Jay Nauman		4,462	33.04%
A. Lise Ricketts		4,474	33.13%
Total Votes		13,506	
		Total	

REYNOLDSBURG CSD BOARD OF EDUCATION (Vote for 2)

Precincts Reported: 1 of 1 (100.00%)

		Total	
Times Cast		0 / 0	N/A
Candidate	Party	Total	
Debbie Dunlap		0	N/A
Neal Whitman		0	N/A
Mandy Young		0	N/A
Total Votes		0	
		Total	

AMANDA CLEARCREEK LSD BOARD OF EDUCATION (Vote for 2)

Precincts Reported: 8 of 8 (100.00%)

		Total	
Times Cast		3,090 / 5,604	55.14%
Candidate	Party	Total	
Justin Rainier		1,434	46.09%
Robin Saum		1,677	53.91%
Total Votes		3,111	
		Total	

BERNE UNION LSD BOARD OF EDUCATION (Vote for 3)

Precincts Reported: 7 of 7 (100.00%)

		Total	
Times Cast		472 / 3,254	14.51%
Candidate	Party	Total	
Rex Coleman		336	31.49%
John Garber		368	34.49%
Dean Miller		363	34.02%
Total Votes		1,067	
		Total	

BLOOM CARROLL LSD BOARD OF EDUCATION (Vote for 2)

Precincts Reported: 13 of 13 (100.00%)

		Total	
Times Cast		2,084 / 8,306	25.09%
Candidate	Party	Total	
D.J. Chapman		928	25.47%
Jimmy Johnson		997	27.36%
Matt Kidwell		465	12.76%
Jen Sherman		1,254	34.41%
Total Votes		3,644	
		Total	

CANAL WINCHESTER LSD BOARD OF EDUCATION (Vote for 2)

Precincts Reported: 10 of 10 (100.00%)

		Total	
Times Cast		572 / 3,088	18.52%
Candidate	Party	Total	
Kevin W. Butler		346	47.07%
Matt Krueger		389	52.93%
Write-in		0	0.00%
Total Votes		735	
		Total	

FAIRFIELD UNION LSD BOARD OF EDUCATION (Vote for 2)

Precincts Reported: 13 of 13 (100.00%)

		Total	
Times Cast		1,575 / 6,525	24.14%
Candidate	Party	Total	
Todd E. Hoffman		1,093	47.42%
Darrell Ben Myers		1,212	52.58%
Total Votes		2,305	
		Total	

LIBERTY UNION LSD BOARD OF EDUCATION (Vote for 2)

Precincts Reported: 9 of 9 (100.00%)

		Total	
Times Cast		1,428 / 4,952	28.84%
Candidate	Party	Total	
Shawn D. Shook		1,044	51.99%
John A. Walter		964	48.01%
Total Votes		2,008	
		Total	

NORTHERN LSD BOARD OF EDUCATION (Vote for 2)

Precincts Reported: 1 of 1 (100.00%)

		Total	
Times Cast		13 / 97	13.40%
Candidate	Party	Total	
Ray Breagel		4	21.05%
Dale DeRolph		7	36.84%
Nancy L. Fox		8	42.11%
Total Votes		19	
		Total	

PICKERINGTON LSD BOARD OF EDUCATION (Vote for 2)

Precincts Reported: 41 of 41 (100.00%)

		Total	
Times Cast		6,306 / 35,951	17.54%
Candidate	Party	Total	
Christian N. Johnson		2,162	20.11%
D. Keith Kristoff		2,754	25.61%
Cathy Olshefski		2,279	21.20%
Tezlyn Reardon		1,493	13.89%
Barry Sutherland		2,064	19.20%
Total Votes		10,752	
		Total	

SOUTHWEST LICKING LSD BOARD OF EDUCATION (Vote for 2)

Precincts Reported: 4 of 4 (100.00%)

		Total	
Times Cast		247 / 921	26.82%
Candidate	Party	Total	
Debra Moore		143	53.36%
Kandee Snider Engle		125	46.64%
Total Votes		268	
		Total	

TEAYS VALLEY LSD BOARD OF EDUCATION (Vote for 3)

Precincts Reported: 2 of 2 (100.00%)

		Total	
Times Cast		68 / 473	14.38%
Candidate	Party	Total	
Bill Clay		21	12.65%
Roxanne H. Davis		45	27.11%
Karen Karshner		54	32.53%
Bill McGowan		46	27.71%
Total Votes		166	
		Total	

WALNUT TOWNSHIP LSD BOARD OF EDUCATION (Vote for 3)

Precincts Reported: 5 of 5 (100.00%)

		Total	
Times Cast		740 / 3,130	23.64%
Candidate	Party	Total	
Amy C. Amspaugh		363	19.56%
Holly Armstrong		406	21.88%
Brandy Hitchcock		280	15.09%
Karen M. Keller		378	20.37%
Vincent B. Popo		429	23.11%
Total Votes		1,856	
		Total	

Amanda-Clearcreek LSD, Inc Tax Levy. current op exp, 2% on earned inc, 15 yrs, (Vote for 1)

Precincts Reported: 8 of 8 (100.00%)

		Total	
Times Cast		3,090 / 5,604	55.14%
Candidate	Party	Total	
FOR THE TAX		1,908	61.89%
AGAINST THE TAX		1,175	38.11%
Total Votes		3,083	
		Total	

Muskingum Educational Service Center (Ren and Decrease), 1.05 mills red, .35 mill, perm imp, 10 yrs (Vote for 1)

Precincts Reported: 1 of 1 (100.00%)

		Total	
Times Cast		13 / 97	13.40%
Candidate	Party	Total	
For the Tax Levy		11	84.62%
Against the Tax Levy		2	15.38%
Total Votes		13	
		Total	

Southwest Licking LSD, Tax Levy, school req, initial \$4,525,000 & tax levy est 6.4 mills, cont. (Vote for 1)

Precincts Reported: 4 of 4 (100.00%)

		Total	
Times Cast		247 / 921	26.82%
Candidate	Party	Total	
FOR THE TAX LEVY		72	29.15%
AGAINST THE TAX LEVY		175	70.85%
Total Votes		247	
		Total	

Lancaster City, Inc Tax (increase) .45%, Ordinance No. 11-19 of Lan City Council police & fire dept, fire equip & ... (Vote for 1)

Precincts Reported: 26 of 26 (100.00%)

		Total	
Times Cast		5,454 / 24,824	21.97%
Candidate	Party	Total	
FOR THE INCOME TAX		1,858	34.30%
AGAINST THE INCOME TAX		3,559	65.70%
Total Votes		5,417	
		Total	

Baltimore Vlg, Inc Tax, streets, parks, public safety, capital improv, 0.5% (Vote for 1)

Precincts Reported: 4 of 4 (100.00%)

	Total	
Times Cast	581 / 1,848	31.44%

Candidate	Party	Total	
FOR THE INCOME TAX		170	29.41%
AGAINST THE INCOME TAX		408	70.59%
Total Votes		578	
		Total	

Bremen Vlg, Tax Levy (addt'l), repair/replace streets, roads & bridges, 3 mills, 5 yrs (Vote for 1)

Precincts Reported: 1 of 1 (100.00%)

	Total	
Times Cast	357 / 918	38.89%

Candidate	Party	Total	
For the Tax Levy		186	52.54%
Against the Tax Levy		168	47.46%
Total Votes		354	
		Total	

Buckeye Lake Vlg, Charter Amend proposed by the charter commission of the Vlg (Vote for 1)

Precincts Reported: 1 of 1 (100.00%)

	Total	
Times Cast	5 / 13	38.46%

Candidate	Party	Total	
YES		0	0.00%
NO		4	100.00%
Total Votes		4	
		Total	

Lithopolis Vlg, Inc Tax, public infrastructure, safety & parks, 0.5% (Vote for 1)

Precincts Reported: 2 of 2 (100.00%)

	Total	
Times Cast	442 / 1,193	37.05%

Candidate	Party	Total	
FOR THE INCOME TAX		195	45.14%
AGAINST THE INCOME TAX		237	54.86%
Total Votes		432	
		Total	

Bremen Vlg, Marihuana Ordinance, lower penalty for misdemeanor marihuana offenses to state mins. (Vote for 1)

Precincts Reported: 1 of 1 (100.00%)

		Total	
Times Cast		357 / 918	38.89%
Candidate	Party	Total	
YES		201	57.76%
NO		147	42.24%
Total Votes		348	
		Total	

Millersport Vlg, Tax Levy (Ren), current op exp, 2.7 mills, 5 yrs (Vote for 1)

Precincts Reported: 2 of 2 (100.00%)

		Total	
Times Cast		219 / 706	31.02%
Candidate	Party	Total	
For the Tax Levy		119	54.59%
Against the Tax Levy		99	45.41%
Total Votes		218	
		Total	

Local Option, Aldi, Inc., Sunday Sales, wine, mixed bevs and spirit liquor (Vote for 1)

Precincts Reported: 1 of 1 (100.00%)

		Total	
Times Cast		313 / 1,096	28.56%
Candidate	Party	Total	
YES		209	67.20%
NO		102	32.80%
Total Votes		311	
		Total	

Local Option, American Legion Post 11, Sunday Sales, wine, mixed bevs and spirit liquor (Vote for 1)

Precincts Reported: 1 of 1 (100.00%)

		Total	
Times Cast		155 / 987	15.70%
Candidate	Party	Total	
YES		106	68.83%
NO		48	31.17%
Total Votes		154	
		Total	

Local Option, Pit Stop, Sunday Sales, wine and mixed bevs (Vote for 1)

Precincts Reported: 1 of 1 (100.00%)

		Total	
Times Cast		239 / 1,094	21.85%
Candidate	Party	Total	
YES		163	69.36%
NO		72	30.64%
Total Votes		235	
		Total	

Local Option, Rushcreek Pub & Grub, wine, mixed bevs and spirit liquor (Vote for 1)

Precincts Reported: 1 of 1 (100.00%)

		Total	
Times Cast		357 / 918	38.89%
Candidate	Party	Total	
Yes		279	78.15%
NO		78	21.85%
Total Votes		357	
		Total	

Local Option, Rushcreek Pub & Grub, Sunday Sales, wine, mixed bevs and spirit liquor (Vote for 1)

Precincts Reported: 1 of 1 (100.00%)

		Total	
Times Cast		357 / 918	38.89%
Candidate	Party	Total	
YES		246	68.91%
NO		111	31.09%
Total Votes		357	
		Total	

Local Option, Weidner's Corner, Sunday Sales, beer, wine and mixed bevs (Vote for 1)

Precincts Reported: 1 of 1 (100.00%)

		Total	
Times Cast		157 / 938	16.74%
Candidate	Party	Total	
YES		120	76.43%
NO		37	23.57%
Total Votes		157	
		Total	

Local Option, Barrels Bar and Burgers, Sunday Sales, wine, mixed bevs and spirit liquor (Vote for 1)

Precincts Reported: 1 of 1 (100.00%)

		Total	
Times Cast		330 / 1,112	29.68%
Candidate	Party	Total	
YES		222	68.94%
NO		100	31.06%
Total Votes		322	
		Total	

Local Option, Amanda Carryout, LLC., Sunday Sales, beer, wine and mixed bevs (Vote for 1)

Precincts Reported: 1 of 1 (100.00%)

		Total	
Times Cast		544 / 1,157	47.02%
Candidate	Party	Total	
YES		376	70.15%
NO		160	29.85%
Total Votes		536	
		Total	

Local Option, Dog House Tavern, Sunday Sales, wine, mixed bevs and spirit liquor (Vote for 1)

Precincts Reported: 1 of 1 (100.00%)

		Total	
Times Cast		211 / 942	22.40%
Candidate	Party	Total	
YES		125	59.81%
NO		84	40.19%
Total Votes		209	
		Total	

Official Certification by the Most Populous County (Candidates)

County Board of Elections:	Fairfield
Election Date and Type:	November 5, 2019

District Number and Type	City of Pickerington
Office:	Mayor

The above named Board of Elections hereby certifies the votes cast for the candidates below for the office described above.

Indicate successful candidate(s) with an asterisk.

Candidates	* Lee Gray					
Party						
Write-in (Y/N)	No					
County	Votes	Votes	Votes	Votes	Votes	Votes
Fairfield	1,963					
Franklin	9					
Totals	1,972	0	0	0	0	0

Official Certification by the Most Populous County (Candidates)

County Board of Elections:	Fairfield
Election Date and Type:	November 5, 2019

District Number and Type	City of Pickerington
Office:	Council at Large

The above named Board of Elections hereby certifies the votes cast for the candidates below for the office described above.

Indicate successful candidate(s) with an asterisk.

Candidates	*Nick Derksen	*Crystal Hicks	Kevin Kemper	William R. Reed	*Brian Wisniewskli	
Party						
Write-in (Y/N)	No	No	No	No	No	
County	Votes	Votes	Votes	Votes	Votes	Votes
Fairfield	1,253	1,485	1,145	965	1,573	
Franklin	4	4	5	2	8	
Totals	1,257	1,489	1,150	967	1,581	0

Official Certification by the Most Populous County (Candidates)

County Board of Elections:	Fairfield
Election Date and Type:	November 5, 2019

District Number and Type	City of Pickerington
Office:	Council at Large UTE 12/31/21

The above named Board of Elections hereby certifies the votes cast for the candidates below for the office described above.

Indicate successful candidate(s) with an asterisk.

Candidates	*Jaclyn Rohaly					
Party						
Write-in (Y/N)	No	No	No	No	No	
County	Votes	Votes	Votes	Votes	Votes	Votes
Fairfield	1,651					
Franklin	8					
Totals	1,659	0	0	0	0	0

Official Certification by the Most Populous County (Candidates)

County Board of Elections:	Fairfield
Election Date and Type:	November 5, 2019

District Number and Type	Village of Lithopolis
Office:	Mayor

The above named Board of Elections hereby certifies the votes cast for the candidates below for the office described above.

Indicate successful candidate(s) with an asterisk.

Candidates	*Eric P. Sandine	John W. Stertz Sr.				
Party						
Write-in (Y/N)	No	Yes				
County	Votes	Votes	Votes	Votes	Votes	Votes
Fairfield	209	191				
Franklin	10	4				
Totals	219	195	0	0	0	0

Official Certification by the Most Populous County (Candidates)

County Board of Elections:	Fairfield
Election Date and Type:	November 5, 2019

District Number and Type	Village of Lithopolis
Office:	Member of Council

The above named Board of Elections hereby certifies the votes cast for the candidates below for the office described above.

Indicate successful candidate(s) with an asterisk.

Candidates	*Amy S. Brown	*Amber Daniels				
Party						
Write-in (Y/N)	No	Yes				
County	Votes	Votes	Votes	Votes	Votes	Votes
Fairfield	302	44				
Franklin	10	0				
Totals	312	44	0	0	0	0

Official Certification by the Most Populous County (Candidates)

County Board of Elections:	Fairfield
Election Date and Type:	November 5, 2019

District Number and Type	Fairfield County Educational Service Center
Office:	Member of Board

The above named Board of Elections hereby certifies the votes cast for the candidates below for the office described above.

Indicate successful candidate(s) with an asterisk.

Candidates	*Gary Bartlett	Anne Darling Cyhert	*Charlotte J. Owens			
Party						
Write-in (Y/N)	No	No	No			
County	Votes	Votes	Votes	Votes	Votes	Votes
Fairfield	6,485	6,278	6,903			
Franklin	11	21	22			
Hocking	7	1	3			
Perry	12	13	7			
Totals	6,515	6,313	6,935	0	0	0

Official Certification by the Most Populous County (Candidates)

County Board of Elections:	Fairfield
Election Date and Type:	November 5, 2019

District Number and Type	Berne Union Local School District
Office:	Member of Board

The above named Board of Elections hereby certifies the votes cast for the candidates below for the office described above.

Indicate successful candidate(s) with an asterisk.

Candidates	*Rex Coleman	*John Garber	*Dean Miller			
Party						
Write-in (Y/N)	No	No	No			
County	Votes	Votes	Votes	Votes	Votes	Votes
Fairfield	336	368	363			
Hocking	4	3	4			
Totals	340	371	367	0	0	0

Official Certification by the Most Populous County (Candidates)

County Board of Elections:	Fairfield
Election Date and Type:	November 5, 2019

District Number and Type	Fairfield Union Local School District
Office:	Member of Board

The above named Board of Elections hereby certifies the votes cast for the candidates below for the office described above.

Indicate successful candidate(s) with an asterisk.

Candidates	*Todd E. Hoffman	*Darrell Ben Myers				
Party						
Write-in (Y/N)	No	No				
County	Votes	Votes	Votes	Votes	Votes	Votes
Fairfield	1,093	1,212				
Hocking	0	0				
Perry	18	19				
Totals	1,111	1,231	0	0	0	0

Official Certification by the Most Populous County (Candidates)

County Board of Elections:	Fairfield
Election Date and Type:	November 5, 2019

District Number and Type	Pickerington Local School District Board of Education
Office:	Member of Board

The above named Board of Elections hereby certifies the votes cast for the candidates below for the office described above.

Indicate successful candidate(s) with an asterisk.

Candidates	Christian N. Johnson	*D. Keith Kristoff	*Cathy Olshefski	Tezlyn Reardon	Barry Sutherland	
Party						
Write-in (Y/N)	No	No	No	No	No	
County	Votes	Votes	Votes	Votes	Votes	Votes
Fairfield	2,162	2,754	2,279	1,493	2,064	
Franklin	19	21	19	17	8	
Totals	2,181	2,775	2,298	1,510	2,072	0

Report of Official Results by the Most Populous County for Local Questions and Issues

(District/subdivision results reported by county)

Report of the votes cast in the district/subdivision for the following question or issue:

County Board of Elections:	Fairfield	District/ Subdivision:	Village of Lithopolis
Election Date:	November 5, 2019	Purpose:	Maintaining and improving the public infrastructure, public safety and public parks.
Issue Type:	Income Tax	Millage:	
Levy Type <i>(if applicable):</i>	Additional	Percentage: (for income/sales tax)	0.50%

List all counties alphabetically and record the vote totals below.

Overlap County/Counties	Yes Votes	No Votes	Comments
Fairfield	195	237	
Franklin	4	10	
Total(s)	199	247	


**November 5, 2019 General Election
Official Certification of Results Signature Form**


We, the undersigned Members of the Board of Elections of County indicated below, do hereby certify that the Official Results of the Election (county specific and most-populous, if applicable) are valid and accurate, and the number of voters aligns with the number of ballots counted and cast.

County Fairfield

IN WITNESS WHEREOF, we have subscribed our names officially on the date indicated below:


Nov 20, 2019
Today's Date

Director 

Board Member 

Board Member 

Deputy Director 

Board Member 

Board Member 

The Board must complete and sign, scan, and email the signed form to results@OhioSoS.gov along with the *Official Vote Total Summary Report*.