

Fairfield County
August 3, 2021
Special Congressional Primary Election
Fairfield County's Official Canvass

Precincts Reported: 107 of 107 (100.00%)

Registered Voters: 15,762 of 109,148 (14.44%)

Ballots Cast: 15,762

**Representative to Congress (15th District) UTE 1/3/2023 DEM (Vote for 1)
DEM**

Precincts Reported: 107 of 107 (100.00%)

	Total	
Times Cast	2,721 / 109,148	2.49%

Candidate	Total	
Greg Betts	546	20.07%
Allison Russo	2,161	79.42%
Total Votes	2,707	

	Total	

**Representative to Congress (15th District) UTE 1/3/2023 REP (Vote for 1)
REP**

Precincts Reported: 107 of 107 (100.00%)

	Total	
Times Cast	13,041 / 109,148	11.95%

Candidate	Total	
John Adams	33	0.25%
Mike Carey	4,673	35.83%
Eric M. Clark	13	0.10%
Thad Cooperrider	185	1.42%
Ruth Edmonds	1,203	9.22%
Ron Hood	1,748	13.40%
Thomas Hwang	643	4.93%
Stephanie Kunze	149	1.14%
Jeff LaRe	2,994	22.96%
Bob Peterson	1,200	9.20%
Omar Tarazi	149	1.14%
Total Votes	12,990	

	Total	






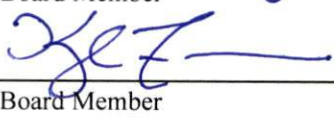
**August 3, 2021 Special Election
Official Certification of Results
Signature Form**

We, the undersigned Members of the Board of Elections of County indicated below, do hereby certify that the Official Results of the Election (county specific and most-populous, if applicable) submitted to the Secretary of State's Office are valid and accurate, and the number of absentee voters reconciles with the number of absentee ballots cast and counted.

Fairfield
County Name

IN WITNESS WHEREOF, we have subscribed our names officially on the date indicated below:

Aug 16, 2021
Today's Date

 _____ Director	 _____ Deputy Director
 _____ Board Member	 _____ Board Member
 _____ Board Member	 _____ Board Member

The Board must complete and sign, scan, and email the signed form to Results@OhioSoS.gov along with the *Official Vote Total Summary Report*.